

PROJECT:		PREPARED BY:	
PART #		QTY:	
NOTES:		DATE:	

GC Series PL-300 PORTABLE TOWER LIGHT



PL-300

Deployable portable lighting in one bespoke robust package.

Petal Light Tower




PROJECT:		PREPARED BY:	
PART #		QTY:	
NOTES:		DATE:	

GC Series PL-300 PORTABLE TOWER LIGHT

**HIGHER, BRIGHTER,
MORE STABLE**

10-second rapid expansion, easy adjustment of four lighting angles.

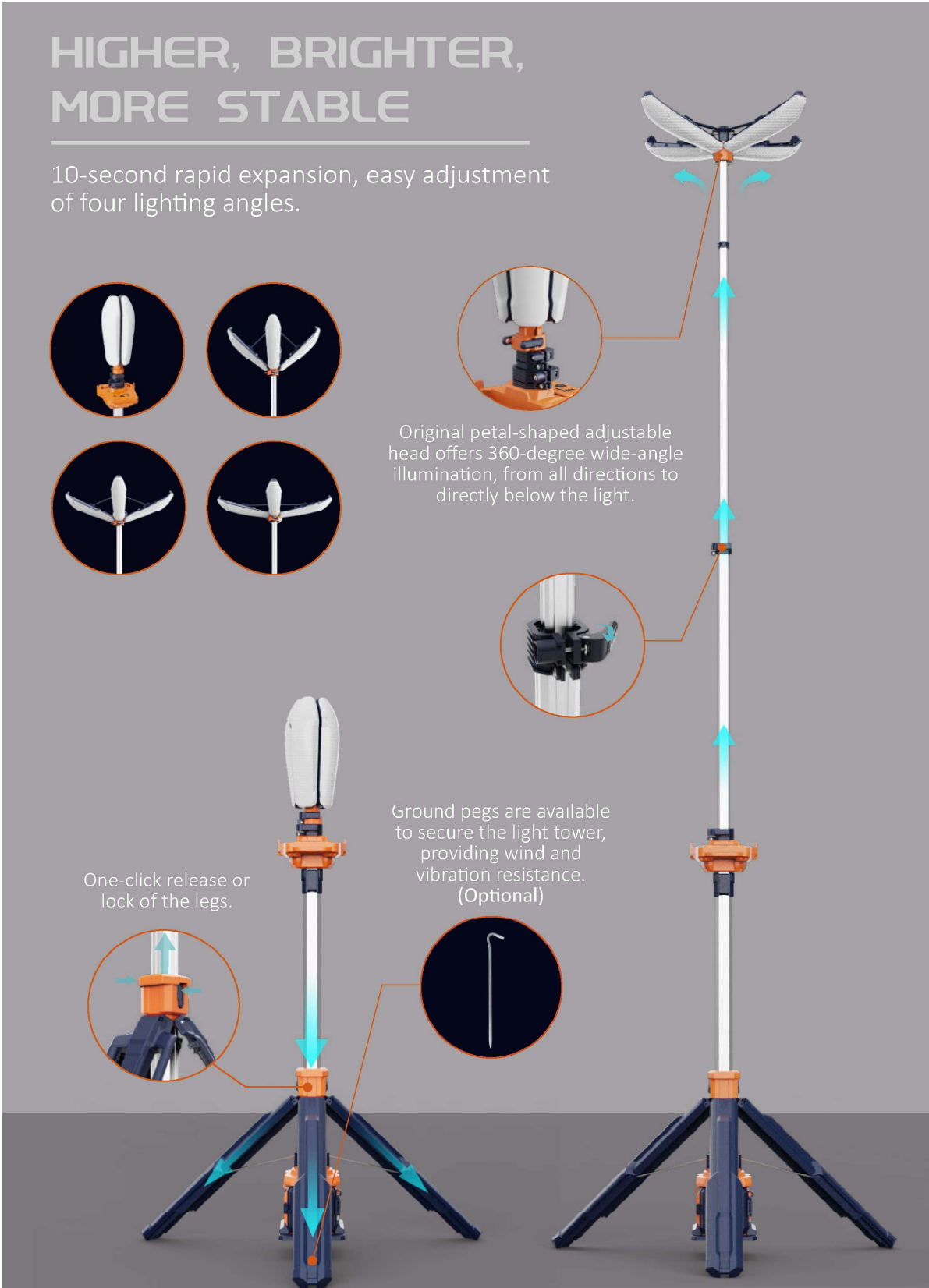



Original petal-shaped adjustable head offers 360-degree wide-angle illumination, from all directions to directly below the light.



Ground pegs are available to secure the light tower, providing wind and vibration resistance. (Optional)

One-click release or lock of the legs.



PROJECT:		PREPARED BY:	
PART #		QTY:	
NOTES:		DATE:	


GC Series PL-300 PORTABLE TOWER LIGHT

**HUMANIZED DESIGN HIDDEN
IN THE DETAILS**



360° Lighting.

Biomimetic petal-inspired design for lightweight spherical/hemispherical lighting product.




USB Output

Dual rainproof USB outputs for charging two devices at once, rain or shine.



Phone Stand

Continue working while charging, the hook here can serve as a phone stand.



Stepless Dimming

Plug the driver into the rainproof port to unlock maximum brightness and stepless dimming.




PROJECT:		PREPARED BY:	
PART #		QTY:	
NOTES:		DATE:	

GC Series PL-300 PORTABLE TOWER LIGHT

LOWER CENTER OF GRAVITY, GREATER STABILITY

Ultra-low center of gravity combined with extended legs effortlessly handles strong winds.



PROJECT:		PREPARED BY:	
PART #		QTY:	
NOTES:		DATE:	

GC Series PL-300 PORTABLE TOWER LIGHT

Ultra-long working hours

Standard Mode Up To **13+** Hours
(D24-100 x 2)

Battery compartment fits two replaceable battery packs.



2 types of battery packs with different capacities have same contact slot.



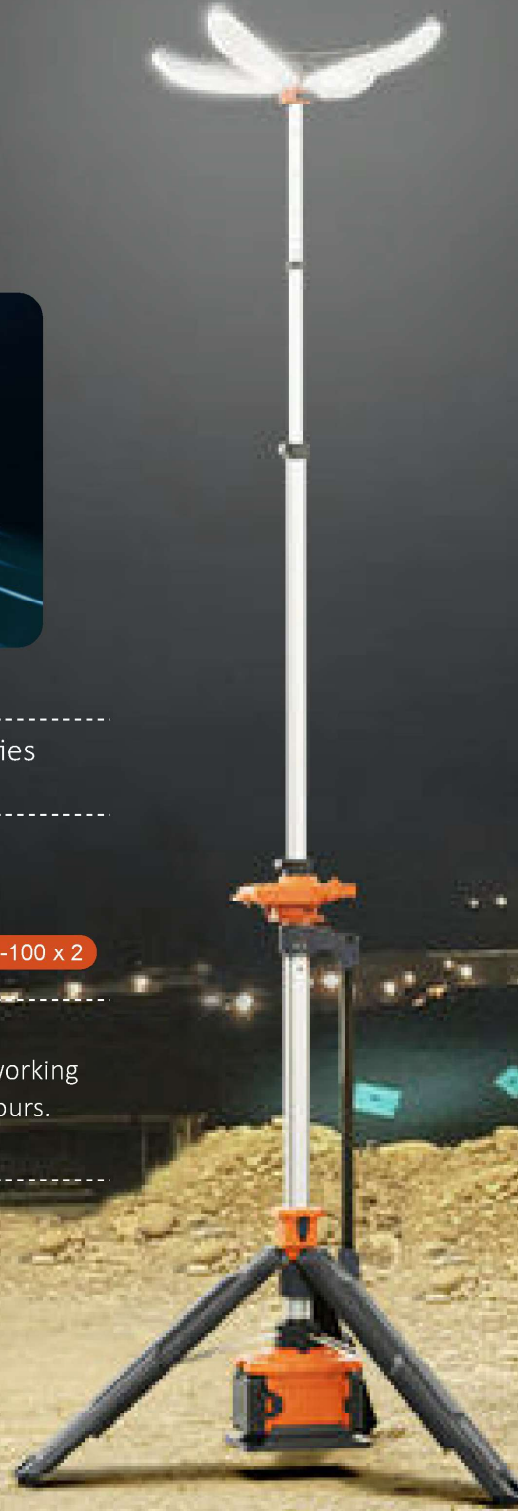
D24-54 x 2



D24-100 x 2

Typical working hours 36+ hours on PL-300 Eco mode.

Doubled typical working hours to 71+ hours.

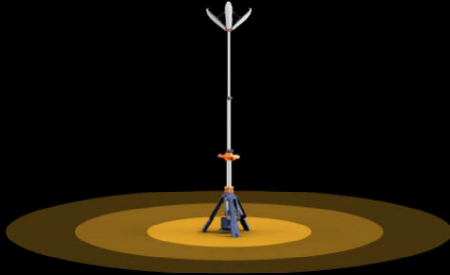


PROJECT:		PREPARED BY:	
PART #		QTY:	
NOTES:		DATE:	

GC Series PL-300 PORTABLE TOWER LIGHT

Uniform and non-glaring 360-degree illumination, leaving no dark spots.

- Lighting Area 2200 m²



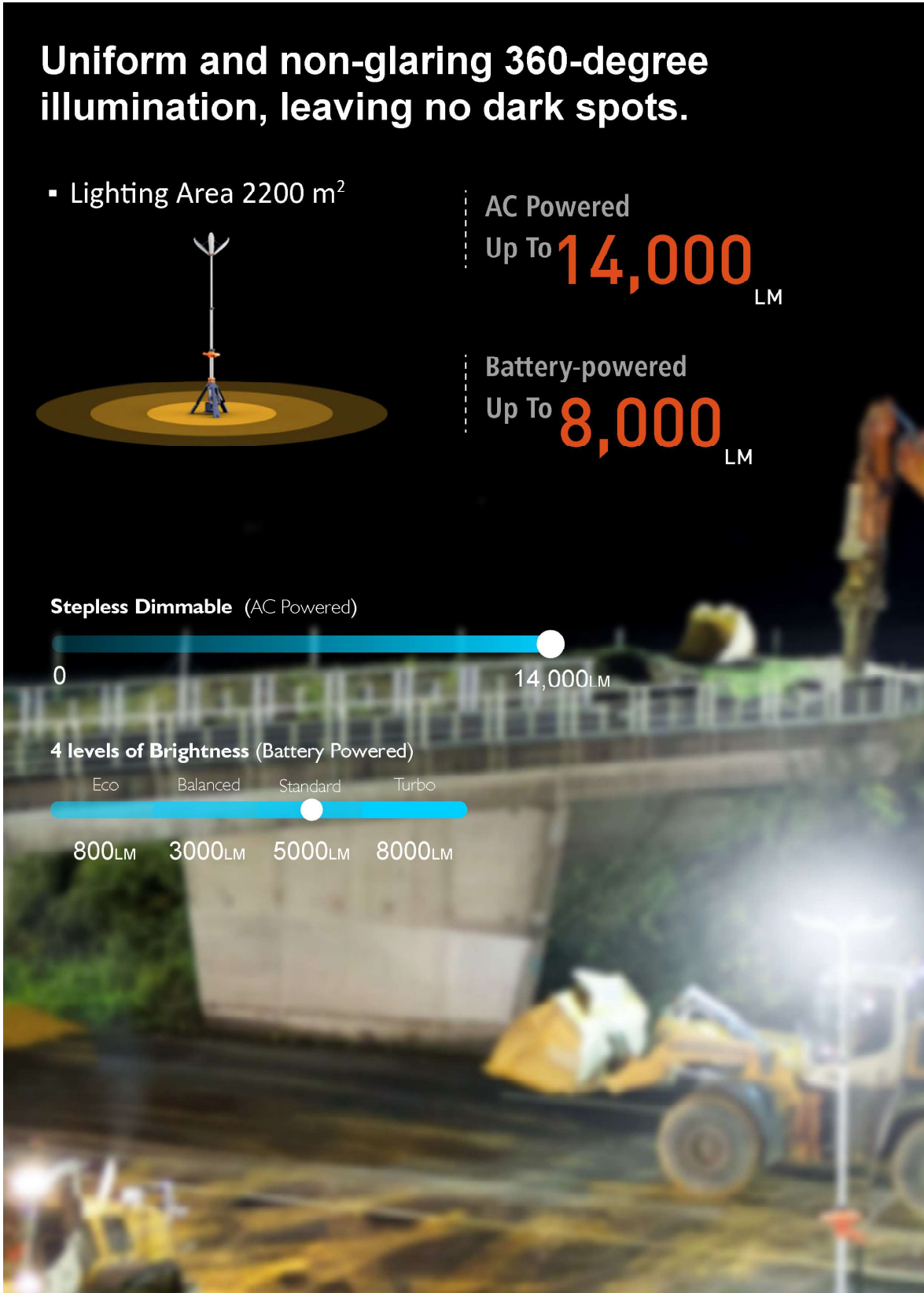

AC Powered
Up To **14,000** LM

Battery-powered
Up To **8,000** LM

Stepless Dimmable (AC Powered)



4 levels of Brightness (Battery Powered)



PROJECT:		PREPARED BY:	
PART #		QTY:	
NOTES:		DATE:	

GC Series PL-300 PORTABLE TOWER LIGHT





Construction



Maintenance



Rescue



Emergency



Railway



Mining



Camping



Sport

Designed for single-person operation

Easy to grip and move,
weight 8.8 kg excluding battery pack.



1.58m

3.4m

GC Series PL-300 PORTABLE TOWER LIGHT

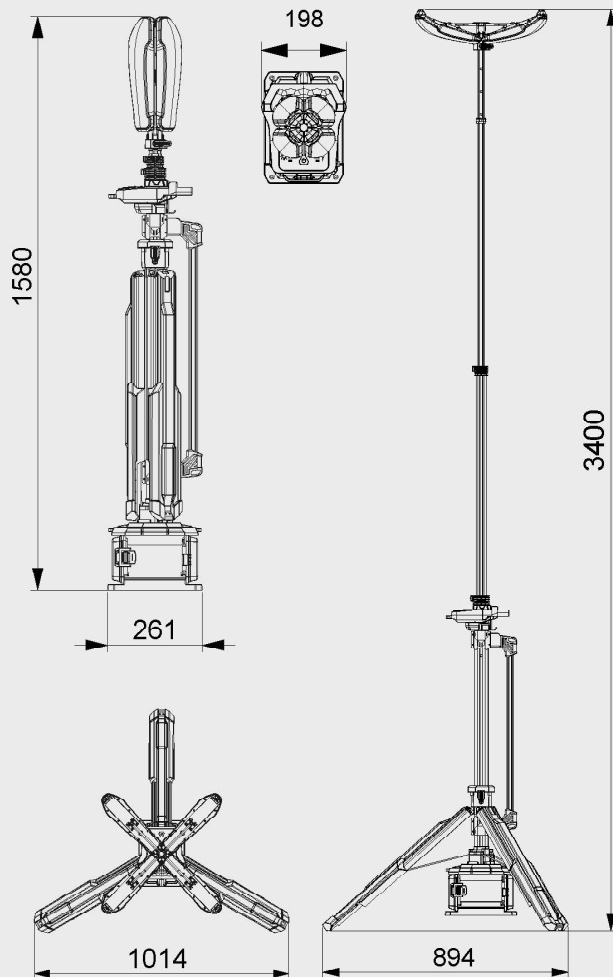
Specifications

PL-300

Height	1.58m~3.4m
Weight	8.8Kg (Fitting only)
Power Supply	D24 series battery pack / AC 100-277V
Lumens	0 - 14,000Lm
Run Times	> 13 hours (Standard mode, D24-100 x 2)
IP Grade	IP66
Output(USB)	5V 2A (2 Dock)



Size (mm)



Package

Model	PL-300
Size of Carton	1660x280x390mm
Gross Weight of Carton	13KG
PCS/Carton	1

