





Product name	Picture	Parameters
Less round 3"	 	Total Power:8-12W, 100-277VAC Dimension:Φ3-1/2"*4",Cut-out size:Φ3" Swiveling type ;dark light technology Ra>90, UGR<13,2700K/3000K/4000K/5000K 15D/24D/38D/60D,85lm/w
Less square 3"		Total Power:8-12W, 100-277VAC Dimension:3-3/8"*3-3/8"*4" Cut-out size:3"*3" Swiveling type ;dark light technology Ra>90, UGR<13,2700K/3000K/4000K/5000K 15D/24D/38D/60D,85lm/w
Less round 4"	 	Total Power:15-20W, 100-277VAC Dimension:Φ4-1/2"*4-7/8" Cut-out size:Φ4-1/4" Swiveling type ;dark light technology Ra>90, UGR<13,2700K/3000K/4000K/5000K 15D/24D/38D/60D,85lm/w
Less square 4"		Total Power:15-20W, 100-277VAC Dimension:4-3/8"*4-3/8"*5-1/8" Cut-out size:4"*4" Swiveling type ;dark light technology Ra>90, UGR<13,2700K/3000K/4000K/5000K 15D/24D/38D/60D,85lm/w
Less round 5"		Total Power:25-30W, 100-277VAC Dimension:Φ5-1/8"*5-5/8" Cut-out size:Φ4-3/4" Swiveling type ;dark light technology Ra>90, UGR<13,2700K/3000K/4000K/5000K 15D/24D/38D,85lm/w
Less round 6"	 	Total Power:30-35W, 100-277VAC Dimension:Φ6-1/4"*6-1/2" Cut-out size:Φ5-7/8" Swiveling type ;dark light technology Ra>90, UGR<13,2700K/3000K/4000K/5000K 15D/24D/38D,85lm/w

PROJECT:		PREPARED BY:	
PART #		QTY:	
NOTES:		DATE:	

Product name	Picture	Parameters
Deep 3"		Total Power:8-12W, 100-277VAC Dimension:Φ3-1/2"*4-1/4", Cut-out size:Φ3" No swiveling type ;dark light technology Ra>90, UGR<10,2700K/3000K/4000K/5000K 15D/24D/38D,80lm/w
Deep 4"		Total Power:15-20W, 100-277VAC Dimension:Φ4-1/2"*5-1/2", Cut-out size:Φ4-1/4" No swiveling type ;dark light technology Ra>90, UGR<10,2700K/3000K/4000K/5000K 15D/24D/38D,80lm/w
Deep 5"		Total Power:25-30W, 100-277VAC Dimension:Φ5-1/8"*6-1/8", Cut-out size:Φ4-3/4" No swiveling type ;dark light technology Ra>90, UGR<10,2700K/3000K/4000K/5000K 15D/24D,80lm/w
Deep 6"		Total Power:30-35W,, 100-277VAC Dimension:Φ6-1/4"*6-1/2", Cut-out size:Φ5-7/8" No swiveling type ;dark light technology Ra>90, UGR<10,2700K/3000K/4000K/5000K 15D/24D,80lm/w

Product name

Picture

Parameters

**Less
Frameless
3"**



Total Power:8-12W, 100-277VAC
Dimension:Φ2-7/8"*3-7/8",Cut-out size:Φ3"
Swiveling type;dark light technology
Ra>90, UGR<13,2700K/3000K/4000K/5000K
15D/24D/38D/60D,85lm/w,**frameless**

**Less
Frameless
4"**



Total Power:15-20W, 100-277VAC
Dimension:Φ4"*4-7/8"
Cut-out size:Φ4-1/8"
Swiveling type;dark light technology
Ra>90, UGR<13,2700K/3000K/4000K/5000K
15D/24D/38D/60D,85lm/w,**frameless**

**Deep
Frameless
3"**



Total Power:8-12W, 100-277VAC
Dimension:Φ2-7/8"*4-1/4",Cut-out size:Φ3"
No swiveling type;dark light technology
Ra>90, UGR<10,2700K/3000K/4000K/5000K
15D/24D/38D,80lm/w,**frameless**

**Deep
Frameless
4"**



Total Power:15-20W, 100-277VAC
Dimension:Φ4"*5-1/2",
Cut-out size:Φ4-1/8"
No swiveling type;dark light technology
Ra>90, UGR<10,2700K/3000K/4000K/5000K
15D/24D/38D,80lm/w,**frameless**

**Less
Frameless
Square 3"**









Total Power:15-20W, 100-277VAC
Dimension:L2-7/8"*W2-7/8"*H4"
Cut-out size:3"*3"
Swiveling type;dark light technology
Ra>90, UGR<13,2700K/3000K/4000K/5000K
15D/24D/38D/60D,85lm/w,**frameless**

**Less
Frameless
Square 4"**



Total Power:15-20W, 100-277VAC
Dimension:L3-3/4"*W3-3/4"*H5-1/8"
Cut-out size:3-7/8"*3-7/8"
Swiveling type;dark light technology
Ra>90, UGR<13,2700K/3000K/4000K/5000K
15D/24D/38D/60D,85lm/w,**frameless**

Product name	Picture	Parameters
Warm series 8W		Total Power:8W, 100-277VAC Dimension:Φ3-3/8"*H4-1/8",Cut-out size:Φ3" Swiveling type ;dark light technology Ra>90, UGR<13,2700K/3000K/4000K/5000K 15D/24D/38D,85lm/w
Warm series 15W		Total Power:15W, 100-277VAC Dimension:Φ3-3/8"*H4-1/8",Cut-out size:Φ3" Swiveling type ;dark light technology Ra>90, UGR<13,2700K/3000K/4000K/5000K 15D/24D/38D,85lm/w
Warm series 20W		Total Power:20W, 100-277VAC Dimension:Φ4-3/8"*H5-1/8",Cut-out size:Φ3-3/4" No swiveling type ;dark light technology Ra>90, UGR<10,2700K/3000K/4000K/5000K 15D/24D/38D,85lm/w
Warm series 30W		Total Power:30W, 100-277VAC Dimension:Φ4-3/8"*H5-1/8",Cut-out size:Φ3-3/4" No swiveling type ;dark light technology Ra>90, UGR<10,2700K/3000K/4000K/5000K 15D/24D/38D,85lm/w
Warm series 40W		Total Power:40W, 100-277VAC Dimension:Φ5-1/8"*H6",Cut-out size:Φ4-3/4" Swiveling type ;dark light technology Ra>90, UGR<13,2700K/3000K/4000K/5000K 15D/24D/38D,80lm/w
Warm series 50W		Total Power:50W, 100-277VAC Dimension:Φ6-1/4"*H5-1/2",Cut-out size:Φ5-1/2" Swiveling type ;dark light technology Ra>90, UGR<13,2700K/3000K/4000K/5000K 15D/24D/38D,80lm/w
Warm series 55W		Total Power:50W, 100-277VAC Dimension:Φ6-7/8"*H6-1/4",Cut-out size:Φ6-1/4" Swiveling type ;dark light technology Ra>90, UGR<13,2700K/3000K/4000K/5000K 15D/24D/38D,80lm/w




Item	Picture	Parameters
Uranus series 8W		Power: 10W ± 10%, 100-277VAC Size: Φ3-1/2" * H2-3/8", cut-out: Φ3" No swiveling type; SMD/COB options Ra > 90, UGR < 13, 2700K/3000K/4000K/5000K 15D/24D/36D/60D, 900 lm ± 10%
Uranus series 15W		Power: 15W ± 10%, 100-277VAC Size: Φ4-1/8" * H3-1/8", cut-out: Φ3-5/8" No swiveling type; SMD/COB options Ra > 90, UGR < 13, 2700K/3000K/4000K/5000K 15D/24D/36D/60D, 1350 lm ± 10%
Uranus series 20W		Power: 20W ± 10%, 100-277VAC Size: Φ5-3/8" * H3-1/4", cut-out: Φ4-3/4" No swiveling type; SMD/COB options Ra > 90, UGR < 13, 2700K/3000K/4000K/5000K 15D/24D/36D/60D, 1600 lm-2000 lm
Uranus series 30W		Power: 30W ± 10%, 100-277VAC Size: Φ6-5/8" * H3-7/8", cut-out: Φ5-7/8" No swiveling type; SMD/COB options Ra > 90, UGR < 13, 2700K/3000K/4000K/5000K 15D/24D/36D/60D, 2700 lm ± 10%
Uranus series 40W		Power: 40W ± 10%, 100-277VAC Size: Φ6-5/8" * H3-7/8", cut-out: Φ5-7/8" No swiveling type; SMD/COB options Ra > 90, UGR < 13, 2700K/3000K/4000K/5000K 15D/24D/36D/60D, 3600 lm ± 10%
Uranus series 50W		Power: 50W ± 10%, 100-277VAC Size: Φ7-1/2" * H4", cut-out: Φ6-7/8" No swiveling type; SMD/COB options Ra > 90, UGR < 13, 2700K/3000K/4000K/5000K 15D/24D/36D/60D, 4500 lm ± 10%










Item	Picture	Parameters
Star series 12W		Power:12W± 10%,100-277VAC,1080 lm± 10% Size: Φ3-1/2”*H3-1/8”,cut-out:Φ3-1/8” Swiveling type ;Ra>90, UGR<19, 2700K/3000K/4000K/5000K, 15D/24D/36D
Star series 20W		Power:20W± 10%,100-277VAC,1600 lm± 10% Size: Φ4-3/8”*H4” ,cut-out:Φ3-7/8” Swiveling type ;Ra>90, UGR<19, 2700K/3000K/4000K/5000K, 15D/24D/36D
Star series 30W		Power:30W± 10%,100-277VAC, 2700 lm± 10% Size:Φ5-1/4”*H4-7/8”,cut-out:Φ4-3/4” Swiveling type ;Ra>90, UGR<19, 2700K/3000K/4000K/5000K, 15D/24D/36D
Star Square series 12W		Power:12W± 10%,100-277VAC,1080 lm± 10% Size:3-1/2”*3-1/2”*H3-1/8”,cut-out:3-1/8”*3-1/8”, Swiveling type ;Ra>90, UGR<19, 2700K/3000K/4000K/5000K, 15D/24D/36D
Star Square series 20W		Power:20W± 10%,100-277VAC,1800 lm± 10% Size:4-1/2”*4-1/2”*H4”,cut-out:3-7/8”*3-7/8” Swiveling type ;Ra>90, UGR<19, 2700K/3000K/4000K/5000K, 15D/24D/36D
Star Square series 30W		Power:30W± 10%,100-277VAC, 2700 lm± 10% Size:5-1/2”*5-1/2”*H4-7/8”,cut-out:4-7/8”*4-7/8” Swiveling type ;Ra>90, UGR<19, 2700K/3000K/4000K/5000K, 15D/24D/36D



PROJECT:		PREPARED BY:	
PART #		QTY:	
NOTES:		DATE:	

Item	Picture	Parameters
Star Twins 20W		Power:20W± 10%,100-277VAC,1800 lm± 10% Size:6-5/8"*3-1/2"*H3-1/8",cut-out:6-1/8"*3" Swiveling type ;Ra>90, UGR<19, 2700K/3000K/4000K/5000K, 15D/24D/36D
Star Twins 30W		Power:30W± 10%,100-277VAC,2700 lm± 10% Size:8-5/8"*4-1/2"*H4",cut-out:8-1/8"*3-3/4" Swiveling type ;Ra>90, UGR<19, 2700K/3000K/4000K/5000K, 15D/24D/36D
Star Twins 55W		Power:55W± 10%,100-277VAC,4500 lm± 10% Size:9-7/8"*5-1/2"*H4-7/8",cut-out:9"*4-7/8" Swiveling type ;Ra>90, UGR<19, 2700K/3000K/4000K/5000K, 15D/24D/36D

Item	Picture	Parameters
Venus IP54 12W		Power:12W± 10%,100-277VAC Size: Φ3-1/2"*H2-3/4",cut-out:Φ3" No swiveling type;IP54 Ra>90, UGR<16,2700K/3000K/4000K/5000K 15D/30D/45D,1080 lm± 10%
Venus IP54 15W		Power:15W± 10%,100-277VAC Size: Φ5-1/4"*H3-3/4",cut-out:Φ4-7/8" No swiveling type;IP54 Ra>90, UGR<16,2700K/3000K/4000K/5000K 15D/30D/45D,1350 lm± 10%
Venus IP54 20W		Power:20W± 10%,100-277VAC Size: Φ5-1/4"*H3-3/4",cut-out:Φ4-7/8" No swiveling type;IP54 Ra>90, UGR<16,2700K/3000K/4000K/5000K 15D/30D/45D,1800 lm± 10%
Venus IP54 30W		Power:30W± 10%,100-277VAC Size: Φ6-1/4"*H4-1/8",cut-out:Φ6" No swiveling type;IP54 Ra>90, UGR<16,2700K/3000K/4000K/5000K 15D/30D/45D,2700 lm± 10%
Venus IP54 40W		Power:40W± 10%,100-277VAC Size: Φ7-1/2"*H5",cut-out:Φ7-1/8" No swiveling type;IP54 Ra>90, UGR<16,2700K/3000K/4000K/5000K 15D/30D/45D,3600 lm± 10%
Venus IP54 50W		Power:50W± 10%,100-277VAC Size: Φ8-7/8"*H5-3/4",cut-out:Φ8-1/8" No swiveling type;IP54 Ra>90, UGR<16,2700K/3000K/4000K/5000K 15D/30D/45D,4000 lm± 10%
Venus IP54 55W		Power:55W± 10%,100-277VAC Size: Φ8-7/8"*H5-3/4",cut-out:Φ8-1/8" No swiveling type;IP54 Ra>90, UGR<16,2700K/3000K/4000K/5000K 15D/30D/45D,4400 lm± 10%








Item	Picture	Parameters
Saturn IP65 Round 12W		12W,90lm/w,100-277VAC Size: $\Phi 4\text{-}3/8\text{''} \times \text{H}2\text{-}1/2\text{''}$,cut-out: $\Phi 4\text{''}$ No Swiveling type ;Ra>90, UGR<19, 2700K/3000K/4000K/5000K,60D, IP65
Saturn IP65 Round 15W		15W,90lm/w,100-277VAC Size: $\Phi 5\text{-}3/8\text{''} \times \text{H}2\text{-}5/8\text{''}$,cut-out: $\Phi 4\text{-}7/8\text{''}$ No Swiveling type ;Ra>90, UGR<19, 2700K/3000K/4000K/5000K,60D, IP65
Saturn IP65 Round 20W		20W,90lm/w,100-277VAC Size: $\Phi 6\text{-}7/8\text{''} \times \text{H}3\text{-}3/8\text{''}$,cut-out: $\Phi 6\text{-}1/4\text{''}$ No Swiveling type ;Ra>90, UGR<19, 2700K/3000K/4000K/5000K,60D, IP65
Saturn IP65 Round 30W		30W,90lm/w,100-277VAC Size: $\Phi 7\text{-}1/2\text{''} \times \text{H}3\text{-}7/8\text{''}$,cut-out: $\Phi 6\text{-}3/4\text{''}$ No Swiveling type ;Ra>90, UGR<19, 2700K/3000K/4000K/5000K,60D, IP65
Saturn IP65 Round 40W		40W,90lm/w,100-277VAC Size: $\Phi 9\text{''} \times \text{H}4\text{-}3/8\text{''}$,cut-out: $\Phi 8\text{-}1/8\text{''}$ No Swiveling type ;Ra>90, UGR<19, 2700K/3000K/4000K/5000K,60D, IP65

Item	Picture	Parameters
Saturn IP65 Square 12W		12W,90lm/w,100-277VAC Size:4-3/8"*4-3/8"*H2-3/8",Cut-out:4"*4" No Swiveling type ;Ra>90, UGR<19, 2700K/3000K/4000K/5000K,60D, IP65
Saturn IP65 Square 15W		15W,90lm/w,100-277VAC Size:4-3/8"*4-3/8"*H2-3/8",Cut-out:4"*4" No Swiveling type ;Ra>90, UGR<19, 2700K/3000K/4000K/5000K,60D, IP65
Saturn IP65 Square 20W		20W,90lm/w,100-277VAC Size:5"*5"*H3",Cut-out:4-3/8"*4-3/8" No Swiveling type ;Ra>90, UGR<19, 2700K/3000K/4000K/5000K,60D, IP65
Saturn IP65 Square 30W		30W,90lm/w,100-277VAC Size:6-1/2"*6-1/2"*H3",Cut-out:5-3/4"*5-3/4" No Swiveling type ;Ra>90, UGR<19, 2700K/3000K/4000K/5000K,60D, IP65
Saturn IP65 Square 40W		40W,90lm/w,100-277VAC Size:8-1/4"*8-1/4"*H3",Cut-out:7-1/2"*7-1/2" No Swiveling type ;Ra>90, UGR<19, 2700K/3000K/4000K/5000K,60D, IP65

Item	Picture	Parameters
Vortex series 12W		Power:12W± 10%, 100-277VAC Size: Φ4-1/2"*H2-5/8",cut-out:Φ4" No swiveling type ;Ra>90, UGR<19,2700K/3000K/4000K/5000K 50° beam angle,1080 lm± 10%
Vortex series 20W		Power:20W± 10%, 100-277VAC Size: Φ5-1/2"*H3-1/8",cut-out:Φ5" No swiveling type ;Ra>90, UGR<19,2700K/3000K/4000K/5000K 50° beam angle,1800 lm± 10%
Vortex series 30W		Power:30W± 10%, 100-277VAC Size: Φ6-1/4"*H3-3/8",cut-out:Φ5-3/4" No swiveling type ;Ra>90, UGR<19,2700K/3000K/4000K/5000K 50° beam angle,2700 lm± 10%
Vortex series 40W	 	Power:40W± 10%, 100-277VAC Size: Φ7-3/4"*H3-7/8",cut-out:Φ7-1/4" No swiveling type ;Ra>90, UGR<19,2700K/3000K/4000K/5000K 50° beam angle,3600 lm± 10%
Vortex series 50W		Power:50W± 10%, 100-277VAC Size: Φ9"*H4",cut-out:Φ8-1/2" No swiveling type ;Ra>90, UGR<19,2700K/3000K/4000K/5000K 50° beam angle,4500 lm± 10%

PROJECT:		PREPARED BY:	
PART #		QTY:	
NOTES:		DATE:	

Item	Picture	Parameters
XB Series 8W		8W-12W,90lm/w,100-277VAC Size: $\Phi 4\text{-}1/4\text{'}$ *H3-1/8",cut-out: $\Phi 3\text{-}7/8\text{'}$ Swiveling type ;Ra>90, UGR<19, 2700K/3000K/4000K/5000K,15D/24D/36D/60D
XB Series 15W		15W-20W,90lm/w,100-277VAC Size: $\Phi 5\text{-}1/8\text{'}$ *H3-3/4",cut-out: $\Phi 4\text{-}3/4\text{'}$ Swiveling type ;Ra>90, UGR<19, 2700K/3000K/4000K/5000K,15D/24D/36D/60D
XB Series 25W		25W-30W,90lm/w,100-277VAC Size: $\Phi 6\text{-}1/8\text{'}$ *H3-1/2",cut-out: $\Phi 5\text{-}3/4\text{'}$ Swiveling type ;Ra>90, UGR<19, 2700K/3000K/4000K/5000K,15D/24D/36D/60D

Item	Picture	Parameters
Jupiter series 12W		Power:12W±10%, 960 lm±10% 100-277VAC Input,15° /30° /45° beam, No swiveling Ra>90, UGR<16,2700K/3000K/4000K/5000K Housing color:white;Reflector color:white/black Size:Φ3-3/4"*H3",cut-out:Φ3-3/8"
Jupiter series 15W		Power:15W±10%, 1200 lm±10% 100-277VAC Input ,15° /30° /45° beam, No swiveling Ra>90, UGR<16,2700K/3000K/4000K/5000K Housing color:white;Reflector color:white/black Size:Φ4-3/4"*H3-3/4",cut-out:Φ4-1/8"
Jupiter series 20W		Power:20W±10%, 1600 lm±10% 100-277VAC Input ,15° /30° /45° beam, No swiveling Ra>90, UGR<16,2700K/3000K/4000K/5000K Housing color:white;Reflector color:white/black Size:Φ5-1/2"*H4-1/8",cut-out:Φ4-7/8"
Jupiter series 30W		Power:30W±10%, 2400 lm±10% 100-277VAC Input ,15° /30° /45° beam, No swiveling Ra>90, UGR<16,2700K/3000K/4000K/5000K Housing color:white;Reflector color:white/black Size:Φ6-5/8"*H4-3/4",cut-out:Φ6-1/8"
Jupiter series 40W		Power:40W±10%, 3200 lm±10% 100-277VAC Input ,15° /30° /45° beam, No swiveling Ra>90, UGR<16,2700K/3000K/4000K/5000K Housing color:white;Reflector color:white/black Size:Φ7-3/4"*H5-1/2",cut-out:Φ7-3/8"
Jupiter series 50W		Power:50W±10%,3500 lm±10% 100-277VAC Input ,15° /30° /45° beam, No swiveling Ra>90, UGR<16,2700K/3000K/4000K/5000K Housing color:white;Reflector color:white/black Size:Φ9-1/4"*H6-1/2",cut-out:Φ8-3/4"
Jupiter series 55W		Power:55W±10%, 3800 lm±10% 100-277VAC Input ,15° /30° /45° beam No swiveling Ra>90, UGR<16,2700K/3000K/4000K/5000K Housing color:white;Reflector color:white/black Size:Φ9-1/4"*H6-1/2",cut-out:Φ8-3/4"

PROJECT:		PREPARED BY:	
PART #		QTY:	
NOTES:		DATE:	



Brackets for LED downlights.

Materials:galvanized sheet, materials thickness: 0.8mm

Cut-out size(inch): Φ 3", Φ 4-1/4", 3"*3" (Square), 4-1/4"*4-1/4" (Square)

Housing color: silver

5 years warranty, ETL certification

PROJECT:		PREPARED BY:	
PART #		QTY:	
NOTES:		DATE:	

3rd part:surface and pendant commercial LED downlight(Cylinder)

Master pendant series



Master B series



Master C series



Master D IP65 series



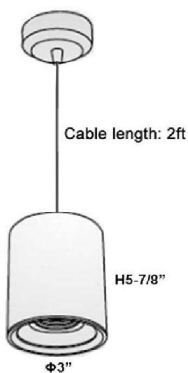
PROJECT:		PREPARED BY:	
PART #		QTY:	
NOTES:		DATE:	

Product item **Product pictures** **Description**

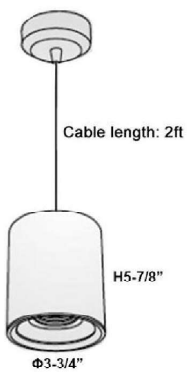
Master Pendant 20W



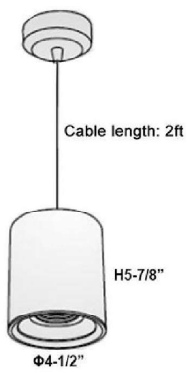
- 1) Total Power: 20W;
- 2) Input: 100-277V AC
- 3) Beam angle: 11D/24D/36D;
- 4) Light Source: 1800lm ± 10%
- 5) CCT: 2700K/3000K/4000K/5000K or customized
- 6) RA > 90; Size: $\Phi 3-1/8"$ * H6-5/8"
- 7) Ceiling cup standard size: 4-3/4";
- 8) Cable standard length: 2ft



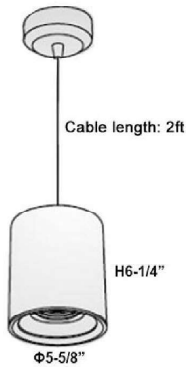
8W-12W



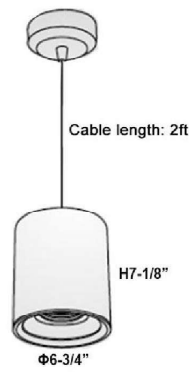
15W



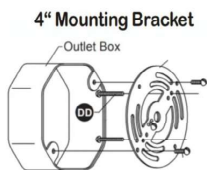
20W-25W



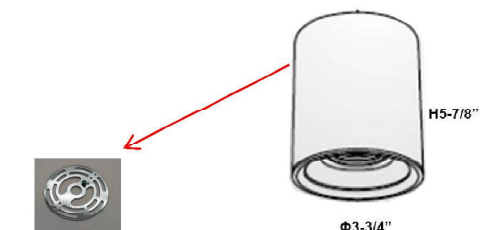
30W-40W



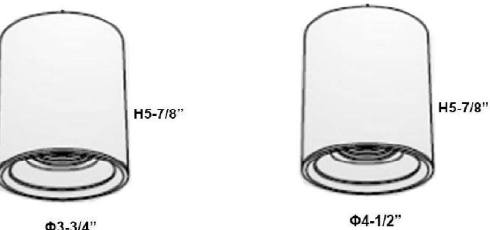
50W-55W



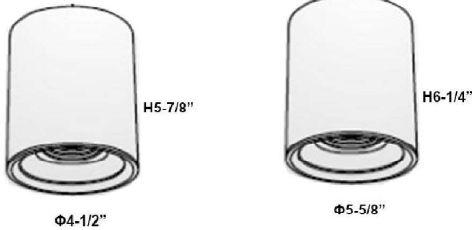
Tips: considering the junction box(wires box) size of North America market, for the surface mounted type, we just recommending the bigger sizes ones. But smaller size can be made if customer insist on.



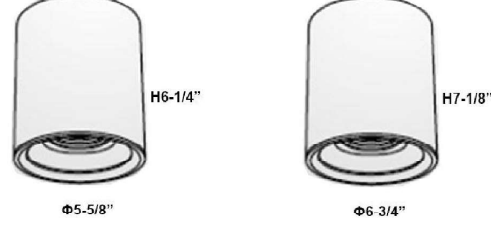
By adding this can be work



12W-15W








20W-25W







30W-40W





50W-55W

PROJECT:		PREPARED BY:	
PART #		QTY:	
NOTES:		DATE:	

Item	Picture	Parameters
Pendant 8W		8W±10%,640 lm±10%,100-277VAC Size: Φ3"*H5-7/8",Standard cable standard length:2ft No Swiveling type;Ra>90, UGR<19, 2700K/3000K/4000K/5000K,Beam angle:15D/30D/45D
Pendant 12W		12W±10%,960 lm±10%,100-277VAC Size: Φ3"*H5-7/8",Standard cable standard length:2ft No Swiveling type;Ra>90, UGR<19, 2700K/3000K/4000K/5000K,Beam angle:15D/30D/45D
Pendant 15W		15W±10%,1200 lm±10%,100-277VAC Size: Φ3-3/4"*H5-7/8",Standard cable standard length:2ft No Swiveling type;Ra>90, UGR<19, 2700K/3000K/4000K/5000K,Beam angle:15D/30D/45D
Pendant 20W		20W±10%,1600 lm±10%,100-277VAC Size: Φ4-1/2"*H5-7/8",Standard cable standard length:2ft No Swiveling type;Ra>90, UGR<19, 2700K/3000K/4000K/5000K,Beam angle:15D/30D/45D
Pendant 25W		25W±10%,2000 lm±10%,100-277VAC Size: Φ4-1/2"*H5-7/8",Standard cable standard length:2ft No Swiveling type;Ra>90, UGR<19, 2700K/3000K/4000K/5000K,Beam angle:15D/30D/45D

PROJECT:		PREPARED BY:	
PART #		QTY:	
NOTES:		DATE:	

Item	Picture	Parameters
Pendant 30W		30W±10%,2400 lm ± 10%, 100-277VAC Size: Φ5-5/8"*H6-1/4", Standard cable standard length:2ft No Swiveling type;Ra>90, UGR<19, 2700K/3000K/4000K/5000K, Beam angle:15D/30D/45D
Pendant 40W		40W±10%,3200 lm ± 10%, 100-277VAC Size: Φ5-5/8"*H6-1/4", Standard cable standard length:2ft No Swiveling type;Ra>90, UGR<19, 2700K/3000K/4000K/5000K, Beam angle:15D/30D/45D
Pendant 50W		50W±10%,4000 lm ± 10%, 100-277VAC Size: Φ6-3/4"*H7-1/8", Standard cable standard length:2ft No Swiveling type;Ra>90, UGR<19, 2700K/3000K/4000K/5000K, Beam angle:15D/30D/45D
Pendant 55W		55W±10%,4400 lm ± 10%, 100-277VAC Size: Φ6-3/4"*H7-1/8", Standard cable standard length:2ft No Swiveling type;Ra>90, UGR<19, 2700K/3000K/4000K/5000K, Beam angle:15D/30D/45D





Item	Picture	Parameters
Surface 12W		12W± 10%, 960 lm ± 10%, 100-277VAC Size: $\Phi 3\text{-}3/4\text{'}$ *H5-7/8", Surface mounted No Swiveling type; Ra>90, UGR<19, 2700K/3000K/4000K/5000K, Beam angle: 15D/30D/45D
Surface 15W		15W± 10%, 1200 lm ± 10%, 100-277VAC Size: $\Phi 3\text{-}3/4\text{'}$ *H5-7/8", Surface mounted No Swiveling type; Ra>90, UGR<19, 2700K/3000K/4000K/5000K, Beam angle: 15D/30D/45D
Surface 20W		20W± 10%, 1600 lm ± 10%, 100-277VAC Size: $\Phi 4\text{-}1/2\text{'}$ *H5-7/8", Surface mounted No Swiveling type; Ra>90, UGR<19, 2700K/3000K/4000K/5000K, Beam angle: 15D/30D/45D
Surface 25W		25W± 10%, 2000 lm ± 10%, 100-277VAC Size: $\Phi 4\text{-}1/2\text{'}$ *H5-7/8", Surface mounted No Swiveling type; Ra>90, UGR<19, 2700K/3000K/4000K/5000K, Beam angle: 15D/30D/45D

PROJECT:		PREPARED BY:	
PART #		QTY:	
NOTES:		DATE:	

Item	Picture	Parameters
Surface 30W		30W ± 10%, 2400 lm ± 10%, 100-277VAC Size: $\Phi 5\text{-}5/8\text{'}$ *H6-1/4", Surface mounted No Swiveling type; Ra>90, UGR<19, 2700K/3000K/4000K/5000K, Beam angle: 15D/30D/45D
Surface 40W		40W ± 10%, 3200 lm ± 10%, 100-277VAC Size: $\Phi 5\text{-}5/8\text{'}$ *H6-1/4", Surface mounted No Swiveling type; Ra>90, UGR<19, 2700K/3000K/4000K/5000K, Beam angle: 15D/30D/45D
Surface 50W		50W ± 10%, 4000 lm ± 10%, 100-277VAC Size: $\Phi 6\text{-}3/4\text{'}$ *H7-1/8", Surface mounted No Swiveling type; Ra>90, UGR<19, 2700K/3000K/4000K/5000K, Beam angle: 15D/30D/45D
Surface 55W		55W ± 10%, 4400 lm ± 10%, 100-277VAC Size: $\Phi 6\text{-}3/4\text{'}$ *H7-1/8", Surface mounted No Swiveling type; Ra>90, UGR<19, 2700K/3000K/4000K/5000K, Beam angle: 15D/30D/45D










Item	Picture	Parameters
Pendant 8W		8W± 10%, 640 lm ± 10%, 100-277VAC Size: L3"*W3"*H5-1/2", Standard cable standard length: 2ft No Swiveling type; Ra>90, UGR<19, 2700K/3000K/4000K/5000K, Beam angle: 15D/30D/45D
Pendant 15W		15W± 10%, 1200 lm ± 10%, 100-277VAC Size: L3"*W3"*H5-1/2", Standard cable standard length: 2ft No Swiveling type; Ra>90, UGR<19, 2700K/3000K/4000K/5000K, Beam angle: 15D/30D/45D
Pendant 20W		20W± 10%, 1800 lm ± 10%, 100-277VAC Size: L3-3/4"*W3-3/4"*H5-7/8", Standard cable standard length: 2ft No Swiveling type; Ra>90, UGR<19, 2700K/3000K/4000K/5000K, Beam angle: 15D/30D/45D
Pendant 30W		30W± 10%, 2400 lm ± 10%, 100-277VAC Size: L4-1/2"*W4-1/2"*H6-1/4", Standard cable standard length: 2ft No Swiveling type; Ra>90, UGR<19, 2700K/3000K/4000K/5000K, Beam angle: 15D/30D/45D
20W surface mounted		20W± 10%, 1600 lm ± 10%, 100-277VAC, UGR<19 Size: L4-1/2"*W4-1/2"*H6-1/4", No Swiveling type; Ra>90, 2700K/3000K/4000K/5000K, Beam angle: 15D/30D/45D
30W surface mounted		30W± 10%, 2400 lm ± 10%, 100-277VAC, UGR<19 Size: L4-1/2"*W4-1/2"*H6-1/4", No Swiveling type; Ra>90, 2700K/3000K/4000K/5000K, Beam angle: 15D/30D/45D

Master C Series LED downlight, Reflective cup structure.
Power:8W/15W/20W/30W/40W,input:100-277V AC
On-off/triac/0-10V dimming available,Beam angle 50D,Ra>90,UGR<19
Housing color:White/Black, reflector color:darklight technology reflector.
Round & square shape available,No swiveling type
Surface mounted & Pendant installation way available.5 years warranty
Ceiling cup standard size: 4-3/4";
Cable standard length: 2ft
Application:guest room,corridor, restaurant,meeting room,club,hall,hotel entrance

Item	Picture	Parameters
Pendant 8W		8W±10%,640 lm±10%,100-277VAC,Ra>90, UGR<19 Size: Φ3-1/2"*H3-1/2",Standard cable standard length:2ft 2700K/3000K/4000K/5000K,Beam angle:50D
Pendant 15W		15W±10%,1200 lm±10%,100-277VAC,Ra>90,UGR<19 Size: Φ4-3/8"*H4-3/4",Standard cable standard length:2ft 2700K/3000K/4000K/5000K,Beam angle:50D
Pendant 20W		20W±10%,1800 lm±10%,100-277VAC,Ra>90,UGR<19 Size: Φ5-1/8"*H6",Standard cable standard length:2ft 2700K/3000K/4000K/5000K,Beam angle:50D
Pendant 30W		30W±10%,2400 lm±10%,100-277VAC,Ra>90,UGR<19 Size: Φ6-3/4"*H7-1/4",Standard cable standard length:2ft 2700K/3000K/4000K/5000K,Beam angle:50D
Pendant 40W		40W±10%,3200 lm±10%,100-277VAC,Ra>90,UGR<19 Size: Φ7-5/8"*H7-7/8",Standard cable standard length:2ft 2700K/3000K/4000K/5000K,Beam angle:50D
15W surface		15W±10%,1200 lm±10%,100-277VAC,Ra>90,UGR<19 Size: Φ4-3/8"*H4-3/4",2700K/3000K/4000K/5000K,Beam angle:50D
20W surface		20W±10%,1600 lm±10%,100-277VAC,,Ra>90,UGR<19 Size: Φ5-1/8"*H6",2700K/3000K/4000K/5000K,Beam angle:50D
30W surface		30W±10%,2400 lm±10%,100-277VAC,,Ra>90,UGR<19 Size: Φ6-3/4"*H7-1/4",2700K/3000K/4000K/5000K,Beam angle:50D
40W surface		40W±10%,3200 lm±10%,100-277VAC,,Ra>90,UGR<19 Size: Φ7-5/8"*H7-7/8",2700K/3000K/4000K/5000K,Beam angle:50D

PROJECT:		PREPARED BY:	
PART #		QTY:	
NOTES:		DATE:	

DTN Series DOWN-LIGHTS

Pendant 8W		8W± 10%,640 lm ± 10%, 100-277VAC,Ra>90, UGR<19,beam 50° Size: L3-1/2"*W3-1/2"*H3-3/4",Standard cable standard length:2ft 2700K/3000K/4000K/5000K
Pendant 15W		15W± 10%,1200 lm ± 10%, 100-277VAC,Ra>90,UGR<19,beam 50° Size: L4-3/8"*W4-3/8"*H4-3/4",Standard cable standard length:2ft 2700K/3000K/4000K/5000K
Pendant 20W		20W± 10%,1800 lm ± 10%, 100-277VAC,Ra>90,UGR<19,beam 50° Size: L4-3/8"*W4-3/8"*H4-3/4",Standard cable standard length:2ft 2700K/3000K/4000K/5000K
Pendant 30W		30W± 10%,2400 lm ± 10%, 100-277VAC,Ra>90,UGR<19,beam 50° Size: L5-1/8"*W5-1/8"*H5-3/8",Standard cable standard length:2ft 2700K/3000K/4000K/5000K
Pendant 40W		40W± 10%,3200 lm ± 10%, 100-277VAC,Ra>90,UGR<19,beam 50° Size: L6-1/4"*W6-1/4"*H6-1/2",Standard cable standard length:2ft 2700K/3000K/4000K/5000K
15W surface		15W± 10%,1200 lm ± 10%, 100-277VAC,Ra>90,UGR<19,beam 50° Size:L4-3/8"*W4-3/8"*H4-3/4",2700K/3000K/4000K/5000K
20W surface		20W± 10%,1600 lm ± 10%, 100-277VAC,Ra>90,UGR<19,beam 50° Size:L4-3/8"*W4-3/8"*H4-3/4",2700K/3000K/4000K/5000K
30W surface		30W± 10%,2400 lm ± 10%, 100-277VAC,,Ra>90,UGR<19,beam 50° Size:L5-1/8"*W5-1/8"*H5-3/8",2700K/3000K/4000K/5000K
40W surface		40W± 10%,3200 lm ± 10%, 100-277VAC,,Ra>90,UGR<19,beam 50° Size:L6-1/4"*W6-1/4"*H6-1/2",2700K/3000K/4000K/5000K

PROJECT:		PREPARED BY:	
PART #		QTY:	
NOTES:		DATE:	

DTN Series DOWN-LIGHTS

**Pendant
8W**



8W ± 10%, 640 lm ± 10%, 100-277VAC, Ra > 90, UGR < 19
Size: Φ3" * H3-7/8", Standard cable length: 2ft,
2700K/3000K/4000K/5000K, Beam angle: 20D/40D

**Pendant
15W**



15W ± 10%, 1200 lm ± 10%, 100-277VAC, Ra > 90, UGR < 19,
Size: Φ3" * H6", Standard cable length: 2ft,
2700K/3000K/4000K/5000K, Beam angle: 20D/40D

**Pendant
20W**



20W ± 10%, 1800 lm ± 10%, 100-277VAC, Ra > 90, UGR < 19
Size: Φ3-3/4" * H6", Standard cable standard length: 2ft
2700K/3000K/4000K/5000K, Beam angle: 20D/40D

**Pendant
30W**



30W ± 10%, 2400 lm ± 10%, 100-277VAC, Ra > 90, UGR < 19
Size: Φ4-1/2" * H6", Standard cable standard length: 2ft
2700K/3000K/4000K/5000K, Beam angle: 20D/40D

**Pendant
40W**



40W ± 10%, 3200 lm ± 10%, 100-277VAC, Ra > 90, UGR < 19
Size: Φ5-1/2" * H6-3/8", Standard cable standard length: 2ft
2700K/3000K/4000K/5000K, Beam angle: 20D/40D

**Pendant
50W**



50W ± 10%, 4000 lm ± 10%, 100-277VAC, Ra > 90, UGR < 19
Size: Φ5-1/2" * H6-3/8", Standard cable standard length: 2ft
2700K/3000K/4000K/5000K, Beam angle: 20D/40D

**Pendant
55W**



55W ± 10%, 4400 lm ± 10%, 100-277VAC, Ra > 90, UGR < 19
Size: Φ6-5/8" * H7-1/8", Standard cable standard length: 2ft
2700K/3000K/4000K/5000K, Beam angle: 20D/40D